



**MILLIS PUBLIC LIBRARY**

# **COMMUNITY AND LIBRARY PROFILES 2025**

**KIM TOLSON, LIBRARY DIRECTOR**

**(508) 376-8282**

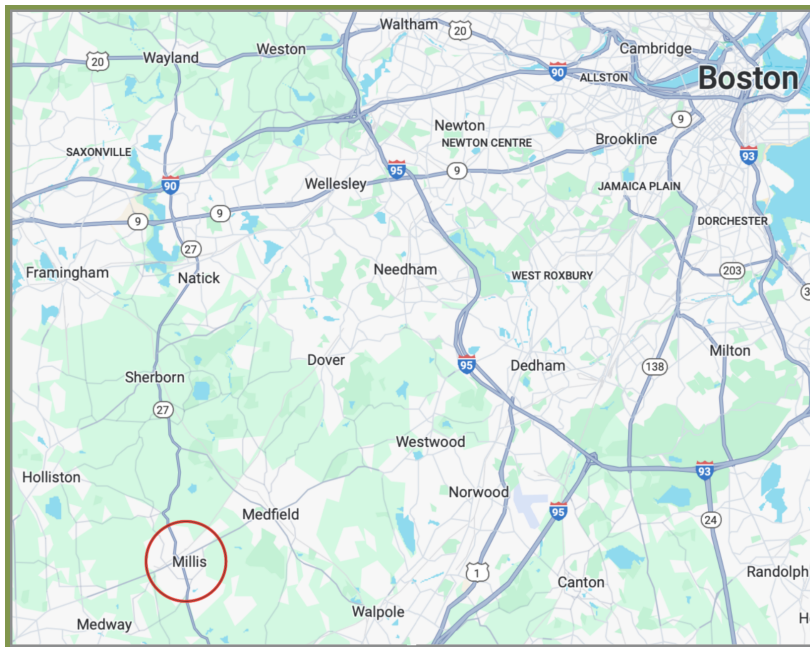
**961 Main Street, Millis, MA 02054**

# Millis Community Profile

## TOWN INFORMATION:

The Town of Millis is a small, suburban town in western Norfolk County, Massachusetts. It is located approximately 26 miles southwest of Boston, 32 miles east of Worcester, and 32 miles north of Providence, Rhode Island.

The Town encompasses a land area of 12.3 square miles (7,848 acres) and is situated entirely within the boundaries of the Charles River Watershed. There are approximately 2,627 acres of agricultural, open space, conservation, and recreational land. Within this acreage, 2,268 acres, or 28.9% of the total land area of Millis, is protected.



Once an industrial town, Millis is now primarily a suburban community, with rural areas remaining on the outskirts.

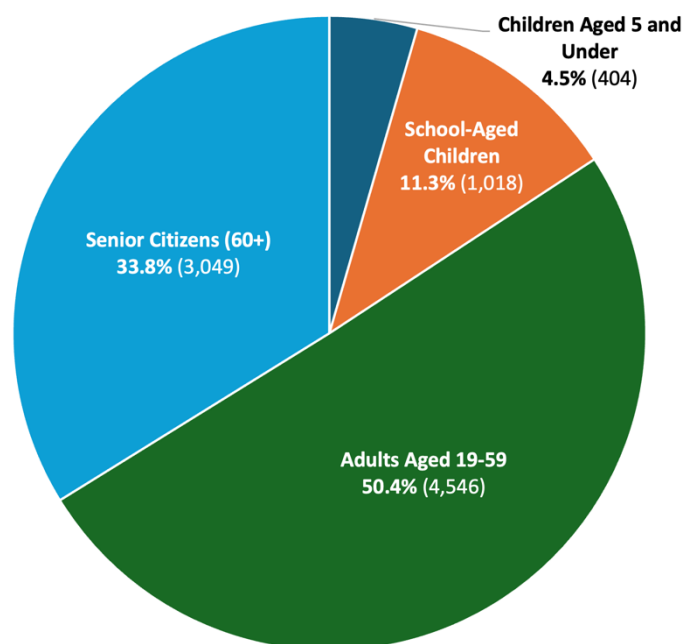
While Millis lacks public rail or bus transportation options, commuter rail service to Boston is accessible in the neighboring town of Norfolk and in the nearby towns of Walpole, Franklin, and Needham.

## POPULATION TRENDS:

In the *Town of Millis 2024 Annual Report*, the Town Clerk Report stated that Millis' population is **9,017**.

Over the past decade, the population has steadily increased, reflecting a total growth of **5%**.

- The senior population (60+) has increased significantly faster than other age groups, growing by **62%** over the past decade. In 2024, this age group constituted nearly **34%** of the population, up from **21%** in 2014.



2024 Millis Population Age Breakdown

- Over the past decade, the number of school-aged children has dropped by **21%**. In contrast, the preschool-age population has seen a smaller decline of slightly more than **2%**.

#### Millis Population Trends

Age Groups	2023	2024	+/-	
			#	%
Children Aged 5 and Under	419	404	(15)	-3.6%
School-Aged Children	1,084	1,018	(66)	-6.1%
Adults Aged 19-59	4,549	4,546	(3)	-0.1%
Senior Citizens (60+)	2,933	3,049	116	4.0%
	8,985	9,017	32	0.4%

#### EDUCATION:

The percentage of Millis residents who graduated from high school is **5.2%** higher than that of the State of Massachusetts and **2.2%** higher than

that of Norfolk County. Approximately half of Millis' population has obtained a bachelor's degree or higher, **4%** more than that of Massachusetts and **7%** less than Norfolk County's.

Degrees	Millis	County	MA
High School Graduate (or higher)	96.6%	94.4%	91.4%
Bachelor's Degree (or higher)	50.7%	57.6%	46.6%

The new elementary school (Fall 2019) may attract families with younger children to Millis. A recent failed override that impacted school budgets and an upcoming vote on a new or renovated Middle/High School could influence enrollment numbers and the desirability of young families considering a move to Millis.

#### ETHNICITY, RACE, AND LANGUAGE:

The population of Millis is mainly White Alone (**87%**), with Asian Alone residents (**4%**) comprising the second largest ethnic or racial group. **10.7%** of persons aged 5+ speak a language other than English at home.

#### HOUSING – COMMUNITY, NEIGHBORING TOWNS, AND MASSACHUSETTS:

- Owner-Occupied and Multi-Unit Residential Buildings: Owner-occupied housing rate: **83.6%**
- Median Value of Owner-Occupied Units: **\$570,300**

#### EMPLOYMENT:

The top three industries for Millis employment are construction, administration/support, and retail. **16.9%** of workers are employed remotely from home. The local unemployment rate is **3.8%**, slightly lower than the state and national rates of **3.9%** and **4.1%**, respectively.

#### INCOME:

The Millis community has an **8%** (\$12,500) higher per capita income than the Massachusetts average. The State's median household income is **32%** (\$47,680) lower than Millis'. The percentage of persons in poverty is **5.50%** less in Millis than the Massachusetts average.

Income Statistics	Millis	MA Avg
Per Capita Income	\$68,784	\$56,284
Median Household Income	\$149,021	\$101,341
% Persons in Poverty	4.9%	10.4%

## COMMUNITY PROFILE DATA SOURCES:

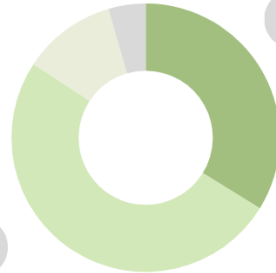
- *Town of Millis 2024 Annual Report* ([https://www.millisma.gov/sites/g/files/vyhlf901/f/uploads/millis2024\\_final\\_tr.pdf](https://www.millisma.gov/sites/g/files/vyhlf901/f/uploads/millis2024_final_tr.pdf))
- US Census Bureau - 2023 American Community Survey 5-Year Estimates ([https://data.census.gov/profile/Millis\\_town,\\_Norfolk\\_County,\\_Massachusetts?g=060XX00US2502141515#populations-and-people](https://data.census.gov/profile/Millis_town,_Norfolk_County,_Massachusetts?g=060XX00US2502141515#populations-and-people))
- US Census Bureau—QuickFacts (<https://www.census.gov/quickfacts/fact/table/MA,norfolkcountymassachusetts,millistownnorfolkcountymassachusetts/PST045224>)



# Town of Millis Community Overview



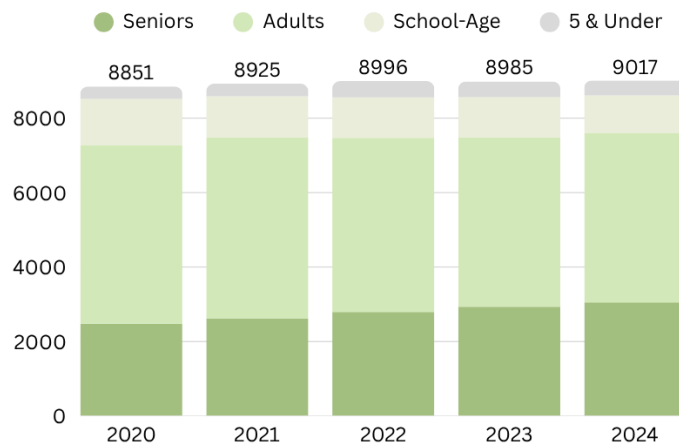
**Population**  
**9,017**



## Population by Age

- Seniors (Aged 60+) **32.6%**
- Adults (19-59) **50.6%**
- School-aged Children **12.1%**
- Children Under 5 **4.7%**

## Population Trends



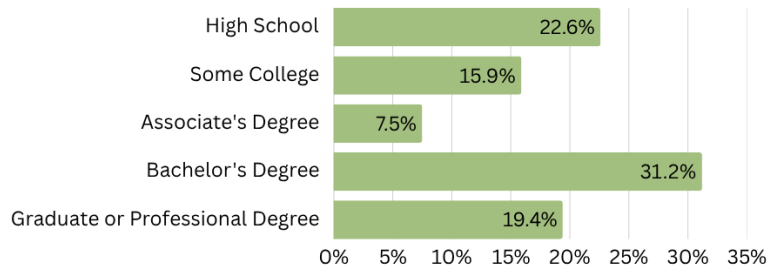
## Households

**3,383** Average of **3** People  
Per Household

## Race & Ethnicity

White Alone	87.0%
Asian Alone	4.0%
Black Alone	1.3%
Native Hawaiian or Other Pacific Islander Alone	1.0%
Two or More Races	6.3%
Hispanic or Latino	2.0%

## Education Attainment



## Income

	Millis	Norfolk County
Per Capita Income	<b>\$68,284</b>	<b>\$69,508</b>
Median Household Income	<b>\$149,021</b>	<b>\$126,497</b>
% of People in Poverty	<b>4.9%</b>	<b>7.7%</b>

## Unemployment Rate

Millis, MA **3.8%**  
Norfolk County, MA **3.9%**  
Massachusetts **4.1%**



# Millis Public Library Profile

---

## GENERAL OVERVIEW:

After eleven years of operating in the “new” Millis Public Library (MPL) building, the MPL continues expanding and adapting its programs and services to meet the community’s ever-evolving needs. This is evidenced by the significant progress made during its current Strategic Plan term. Following are some highlights of our new and modified offerings.

## OPERATIONS AND STAFFING:

- Expanded hours to remain open 10 am-8 pm Monday through Friday and Saturdays year-round. Previously, MPL closed at 4 pm on Thursdays and Fridays and all day on Saturdays in July and August.
- Added a part-time Teen Services Assistant position.
- Increased staffing on early release days.
- Conducted full staff training sessions on Readers’ Advisory and Customer Service topics.

## PROGRAMS AND SERVICES:

- Added a contactless, curbside pickup option for hold pickups.
- Began offering virtual and hybrid events.
- Offered numerous new programs, including many based on patrons’ input (e.g., Board Game Club, “Middle School Friday” programs, Memory Cafe, Writer’s Space, Tech Help Thursdays).
- Greatly increased the number of programs focused on Middle School-aged tweens and teens.
- Delivered new book club programming (e.g., Short Story Book Club, Horror/Thriller Book Club).
- Added weekly drop-in technology help programming.
- Hosted an Open House to celebrate 10 years in the “new” Library building.

## TECHNOLOGY AND ACCESS:

- Created a new, integrated events calendar on MPL’s website.
- Launched an easier-to-use room booking and museum pass reservation system and integrated it into MPL’s website.
- Added book lists with Library staff suggestions to the website.
- Added a wireless printing service that accepts credit card payments.
- Implemented a fine-free for overdue items policy.
- Replaced the laptops for in-house public use.
- Added Hotspots available for borrowing.



## FACILITY:

- Updated and upgraded the teen space with new furniture and display space.
- Reconfigured the teen space layout to enable more groups to use the space.
- Added wayfinding signage inside the building.
- Repaired and updated the Lighting system (e.g., converted to LED lighting).
- Conducted a facilities condition assessment to develop a plan for proper maintenance of Library buildings.
- Added a water bottle refill station.



## OUTREACH AND PARTNERSHIPS:

- Posted a community bulletin board.
- Sponsored outreach activities at various community events (Fire Department Open House, Taste of Tri-County).
- Offered a monthly technology help program at the Senior Center.
- Increased the reach of MPL's social media and newsletter.
- Participated in the "Activity walk" at Kennedy Terrace.
- Partnered with area libraries on cooperative virtual programming to extend our reach and stretch funding by sharing programming costs.
- Worked with community partners on joint programs, including offering job fairs, adult dance classes, painting programs, etc.

## COLLECTIONS:

- Experimented with grouping teen collections by genre.
- Expanded the Library of Things collection.
- Added new online resources—Kanopy and Niche.
- Expanded the digital library collections on Overdrive.
- Added endcap displays and increased the face-out display of materials to aid browsing and created themed collections in the Children's Room.
- Launched a digital archive to house Millis Town Reports and Millis High School Yearbooks.
- Updated MPL's collection development policy.

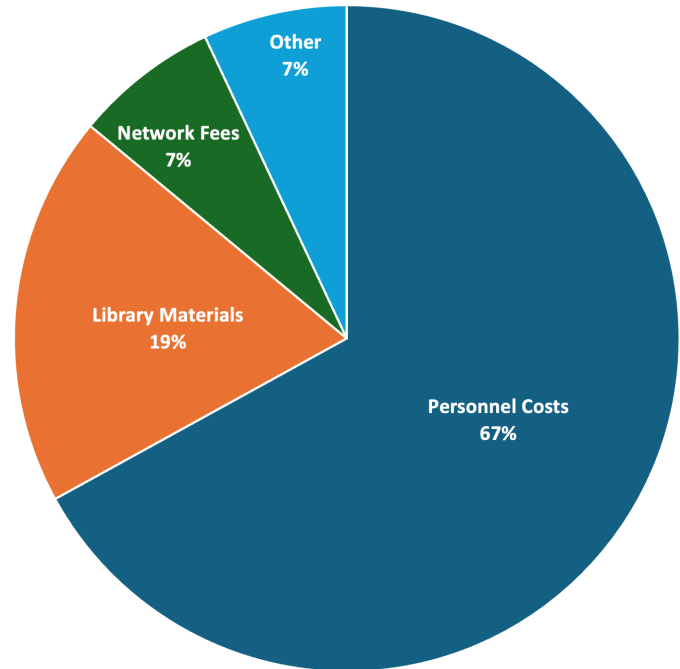
### LIBRARY FINANCES:

The Library's municipal budget for Fiscal Year 2025 is **\$556,928**, which is just over **1%** of the Town's total budget.

The pie chart provides a breakdown of the Library's expenses, including Network Fees (e.g., Minuteman Library Network Membership) and miscellaneous other costs (e.g., supplies and expenses, maintenance, equipment, utilities, etc.).

MPL receives additional funding, including:

- Each year, MPL typically receives several grants to fund programs and initiatives (Millis Cultural Council Grants, Girls Who Code Club Funds, LSTA Grant Program, etc.).
- As a certified public library, MPL receives state aid funding each year, which is used for time-sensitive projects or capital items not funded by the Town.
- Friends of the Library generously fund programs and events, museum passes, and occasional capital purchases.
- The Library also receives donations in memory or honor of individuals. These donations are used to expand MPL's collection.



*Library Expense Breakdown for Fiscal Year 2025*

### TRENDS IN (AND AFFECTING) PUBLIC LIBRARIES:

Public libraries must continuously respond to environmental challenges and changes that may impact them and their communities. Recent trends include:

- An Aging Workforce and Population
- Continued Growing Demand for Digital Collections
- Current Administration's Focus on and the Impact of Reduced Federal Funding
- Generative Artificial Intelligence (AI) and Virtual Reality
- Increased Disinformation and Misinformation; Growing Need for Information/Media Literacy
- Increased Threat of Censorship
- Internet Safety (new AI threats, more convincing scams)
- Sustainability

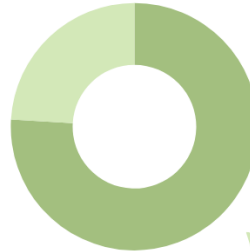


# Millis Public Library

## Fiscal Year 2024 Overview



**Hours Open:**  
55 Hours per Week  
**Staff:**  
Average of 3.98 Staff per Open Hour



### Circulation

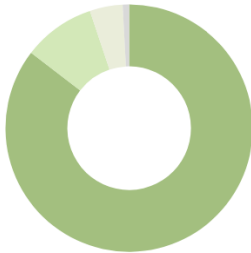
Physical **130,763**  
Digital **31,516**

### Physical Collection

**51,539** Items

Available in the Library

- Books & Magazines **85.4%**
- DVD & Blu-Ray **9.4%**
- Audiobooks & Music **4.3%**
- Other (games, tools, technology, museum passes, etc.) **0.8%**



**484 New This Year!**

**4,452**

Library Card Holders

### Digital Collection

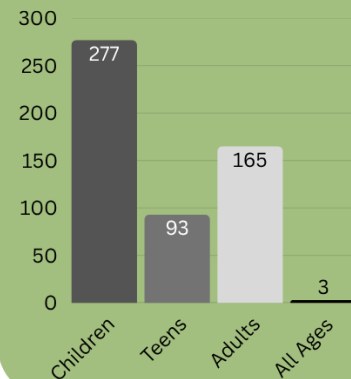


eBooks **96,706**  
eAudiobooks **46,051**

**4,493** New items  
Added Last Year

### Programs and Events

**538** Programs Offered  
**10,047** Total Attendees



### Visitors to the Library

**68,806** Visitors in FY24  
Meeting and study rooms used **2,091** times

### Library Building

Built in **2013**  
**17,800** Square Feet  
**3** Meeting Rooms  
**2** Study Rooms



### Questions ?

Staff answered **7,214** questions related to books, movies, history, genealogy, Library services, and more!

### Technology Use

**2,392** Computer Sessions  
(desktop and laptop)  
**38,500** WiFi Sessions  
**65** Hotspot Checkouts

